

Warewashing
Undercounter Dish for Personal Protective
Equipment, WASH-SAFE CONTROL, double skin,
built-in drain pump, detergent and rinse aid
dispensers, Fire Brigade

ITEM # _____
 MODEL # _____
 NAME # _____
 SIS # _____
 AIA # _____



502756 (ELA13GFB)

Undercounter Dishwasher for Personal Protective Equipment (PPE) with WASH-SAFE CONTROL, double skin, built-in drain pump, detergent and rinse aid dispensers, 3 phase, 720d/h, Fire Brigade

Short Form Specification

Item No. _____

Unit shall be green&clean undercounter dishwasher type hot water rinsing with WASH SAFE CONTROL. Electrical characteristics to be 400 volts three phase 50Hz operation, convertible to single phase on-site. Washing performance is ensure by a powerful wash pump, large capacity wash tank, upper and lower revolving spray arms. Constant rinse temperature and pressure guaranteed by built-in atmospheric boiler and rinse booster pump. Unit to feature "Wash-Safe Control" led light. Green light will indicate that all washed items have been properly rinsed. Uses 2.5 liters of clean water per final rinse. Three automatic cycles. Double skin insulated, counter-balance door. Double skin cabinet. Pressed wash tank with round corners. 304 AISI stainless steel construction to include door, external panels, frame, wash tank, tank filters, wash arms and rinse arms. Electronic control with temperature display. Automatic self-cleaning cycle. The unit shall include drain pump, detergent and rinse aid dispenser pumps and is equipped with electric cable.

Main Features

- Fully automatic self-cleaning cycle avoids the risk of bacteria proliferation.
- Simple service from the front.
- State-of-the-art electronic controls with built-in programming, self-diagnostics for serviceability and automatic interior self-cleaning cycle.
- Solid double skinned counter-balance door with hurt-free handle fully in stainless steel.
- 4 second (variable) pause after washing and before rinsing ensures that no drops of unclean water will fall on the clean items at the end of the rinsing cycle.
- Incorporated Soft Start feature to offer additional protection to more delicate items.
- Constant temperature of 84 °C throughout the rinsing cycle regardless of the network's water pressure and temperature.
- Built-in rinse aid and detergent dispenser with automatic initial and continuous cycle loading for perfect result while minimizing service and maintenance needs.
- Digital read-out keeps operator informed as to temperatures.
- Double skinned insulated wall ensures a low noise level and a reduction in heat loss from the machine.
- Green light of "WASH SAFE CONTROL" confirms that items have been rinsed properly.
- High efficiency air gap (class A) in water inlet circuit to avoid water being siphoned back into the network as a result of a sudden drop in main pressures.
- IPx4 water protection.
- Low noise level.
- Three phase or single phase electrical connection, convertible on-site.
- Unique temperature interlock guarantees required temperatures in both the wash and final rinse in case of emergency cold water feeding.
- Washing system endowed with rotating washing arms, high powered wash pump and large capacity boiler for professional washing.
- Simple control panel with digital display allows on-site personalization of washing and rinsing cycle times and temperatures as well as precise rinse aid and detergent quantities to suit customer's needs.
- Slanted wash arms to avoid detergent-filled wash water dropping on clean dishes after the rinsing phase, thus guaranteeing ideal washing results.

Construction

- Unit to feature smooth surfaces to facilitate cleaning.
- Interchangeable wash/rinse arms screw out for simple clean up.
- Incorporated drain pump to control water level in wash tank draining.
- Large tank filter collects the soil to keep the wash water clean for a longer time and have better washing performance.
- Element protection from dry fire and low water.

APPROVAL: _____

- Large deep drawn wash tank and internal wash area with round corners and no pipes to avoid dirt built-up.
- The boiler drain facilitates the evacuation of stagnant water after long periods of inactivity to ensure a higher level of hygiene.
- 304 stainless steel boiler with higher welding protection to increase resistance to corrosion.
- PVC water supply hose with metal connections resistant to high water pressure.
- Completely closed on the back by a cover plate.
- Front panel, door, wash tank, tank filters, wash arms and rinse arms made in heavy duty anti-corrosive 304 AISI stainless steel.

- Basket semi-professional 500x500x190mm

PNC 867024



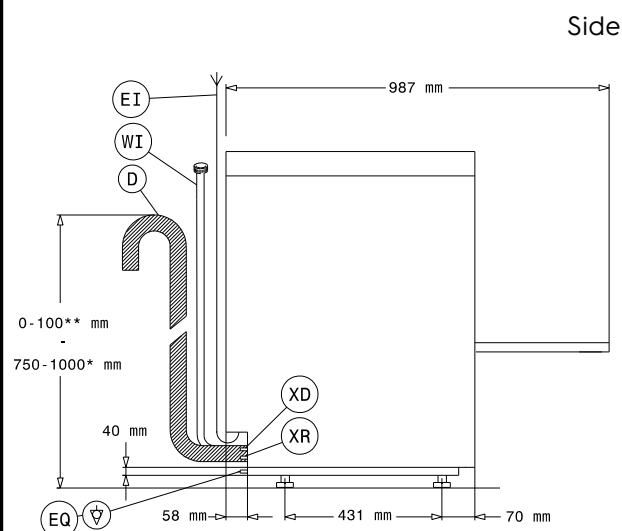
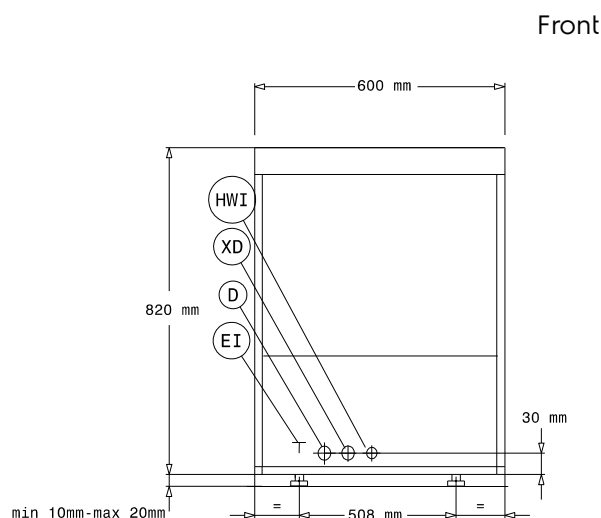
Sustainability



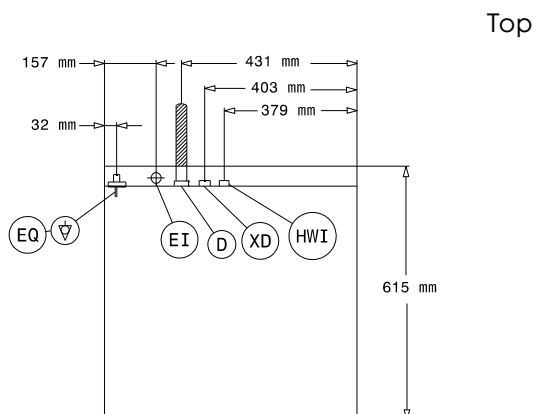
- Pre-arrangement for HACCP system implementation and Energy Management device.
- Unit to feature drain pump, rinse aid and detergent dispenser pumps.

Optional Accessories

- | | | |
|--|------------|--------------------------|
| • 8lt external automatic water softener | PNC 860005 | <input type="checkbox"/> |
| • 12lt external manual water softener | PNC 860412 | <input type="checkbox"/> |
| • Stand for undercounter dishwasher | PNC 860418 | <input type="checkbox"/> |
| • 20lt external manual water softener | PNC 860430 | <input type="checkbox"/> |
| • External detergent level probe kit | PNC 864004 | <input type="checkbox"/> |
| • External rinse aid level probe kit | PNC 864005 | <input type="checkbox"/> |
| • Kit 4 castors for double skin undercounter dishwashers | PNC 864008 | <input type="checkbox"/> |
| • Kit 4 flanged feet for undercounter dishwashers | PNC 864009 | <input type="checkbox"/> |
| • Stainless steel inlet hose kit | PNC 864016 | <input type="checkbox"/> |
| • Filter for partial demineralization | PNC 864017 | <input type="checkbox"/> |
| • External reverse osmosis filter for undercounter and hood type dishwashers with atmosphere boiler | PNC 864026 | <input type="checkbox"/> |
| • Kit to measure total and partial water hardness | PNC 864050 | <input type="checkbox"/> |
| • Filter for total demineralization | PNC 864367 | <input type="checkbox"/> |
| • External reverse osmosis filter for single tank Dishwashers with atmosphere boiler and Ovens | PNC 864388 | <input type="checkbox"/> |
| • Pressure reducer for single tank dishwasher | PNC 864461 | <input type="checkbox"/> |
| • Half size basket universal | PNC 864527 | <input type="checkbox"/> |
| • Half size basket for plates | PNC 864528 | <input type="checkbox"/> |
| • Half size basket for glasses | PNC 864529 | <input type="checkbox"/> |
| • Kit 4 plastic boxes for cutlery - yellow | PNC 865574 | <input type="checkbox"/> |
| • Basket for 18 dinner plates - yellow | PNC 867002 | <input type="checkbox"/> |
| • Basket for 5 trays 530x325 mm - red, for undercounter (top level), utensil dishwashers, hood type, rack type | PNC 867006 | <input type="checkbox"/> |
| • Basket for 48 small cups or 24 cups - blue | PNC 867007 | <input type="checkbox"/> |
| • Wire basket for 12 plates up to 320 mm | PNC 867014 | <input type="checkbox"/> |
| • Cover rack for small and light items (500x500 baskets) | PNC 867016 | <input type="checkbox"/> |
| • Basket for long stem wine glasses | PNC 867019 | <input type="checkbox"/> |
| • Basket for 16 vertical glasses (h 70 mm - diam 100 mm) - blue | PNC 867023 | <input type="checkbox"/> |



D = Drain
EI = Electrical inlet (power)
EO = Electrical Outlet
HWI = Hot water inlet
XD = Detergent connection
XR = Rinse aid connection



Electric

Supply voltage:	400 V/3N ph/50 Hz
Convertible to:	230V 3~; 230V 1N~
Default Installed Power:	5.35 kW
Boiler heating elements:	4,5 kW
Tank heating elements:	2 kW
Wash pump size:	0.736 kW

Water:

Pressure, min-max:	0.5-7 bar
Water supply temperature*:	50 °C
Drain line size:	20.5mm
Inlet Water supply pressure:	7 - 102 psi (0.5 - 7 bar)
Washing tank capacity (lt):	23
Water consumption per cycle (lt):	0 / 2.5
Boiler Capacity (lt):	12

Key Information:

Wash temperature:	54°C
Cell dimensions - width:	500 mm
Cell dimensions - depth:	500 mm
Cell dimensions - height:	335 mm
Rinse temperature:	54 °C
External dimensions, Width:	600 mm
External dimensions, Depth:	615 mm
External dimensions, Height:	820 mm
Packaging size (WxDxH):	740x670x1020 mm
Productivity, baskets/h:	40
Productivity, dishes/h:	720
Working cycle, sec:	300/480/720

Sustainability

Noise level: 61 dBA